

Grade 1

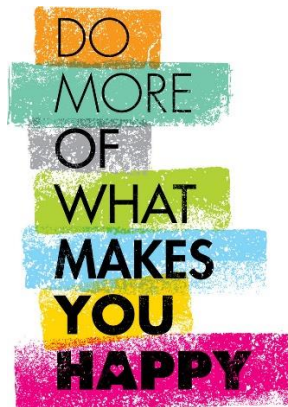


Dear Parents/ Guardians,

Please help your child complete the following activities. Complete the activities on lined paper or exam pad paper. Remember to write a date and heading for each activity, and to rule off once each activity is complete. Please take pride in your work and keep it safe as it will be marked when we return to school.

Please ensure you revise counting, sounds, sight words and Letter Land Rhymes on a daily basis (all to be found in your Term One Homework Book or the General Resource Pack.)

Week 11 "Be happy!"



Monday-English

Topic: Reading

Reading:

1. Read the following text on "Open A Book" slowly with your child, two or three times, and then answer the questions below on lined paper. Remember to answer the questions in full sentences.


Open A Book

Open a book
And you will find,
People and places of every kind,
Open a book
And you can be,
Anything you want to be,
Open a book
And I will too,
You read to me,
And I'll read to you!



Questions:

1. What can you find if you open a book?
2. What can you be if you open a book?
3. Fill in the missing words. (1) _____ a book. (2) _____ I will too, (3) _____ read to me, And I'll (4) _____ to you!



Tuesday-Afrikaans

Try to read/say the following sentences in Afrikaans. (Orally)

Parents or guardians to help learners with their age and favourite colour.

1. My naam is (*My name is*)




2. Ek is 'n seun/meisie. (*I am a boy/girl.*)



3. Ek isjaar oud. (*I am years old.*)



4. My gunsteling kleur is (*My favourite colour is*)



5. My juffrou se naam is Mevrou / Juffrou (*My teacher is Mrs / Ms.*)



Activity to be completed on paper:

Rewrite the following sentence:

Ek en my juffrou. (*My teacher and I.*)

juffrou

Draw a picture of you and your teacher. Remember, you should be wearing your school uniform in your picture.



Wednesday-Mathematics

Concept: Measurement - Time

1. Recite the following, verbally:

You should know these extremely well

- Days of the Week

Days of the Week

Monday

Tuesday

Wednesday

Thursday

Friday

Saturday

Sunday

- Months of the Year



- The Four Seasons



Concept: Numbers and Number Names

1. Using your number chart, count forwards in 1s, starting from 0 and ending at 50.
2. Look at the following numbers and rewrite the number symbol and the correct number name next to it. Do this on a lined piece of paper or in your exercise book.

Example:

0- zero

0-

10-

1-

5-

7-

4-

3-

2-

8-

9-

6-

Thursday-English

Phonics:

Practise all your spelling words from Week 3, 4 and 5. Sound your words out loud.



bad, Dad, lad, had, ran, van, man, can, is, you, Sam, cram,
ham, jam, am, bag, rag, tag, will, not, tap, rap, cap, lap, bed,
red, shed, fed, yes, we.

Friday- Life Skills

Topic: Revision

Complete the following on your lined paper.



1. Write two sentences about **how you are feeling or have felt during this time of lockdown**.
Remember to start your sentences with capital letters and to end them with full stops. Draw an illustration below your sentences.
2. Have a discussion with a family member about **how you are feeling** and why you are feeling this way.
3. Have some FUN! 😊 Try out our challenge at the end of the work pack and complete some colourful "Doodle Art". Time to get creative!

English-Handwriting


Complete the following on your lined paper.

1. Complete a row of each of the following letters.
(Remember to form your letters correctly.)
Refer to your Term One Homework Book.

Cc Cc Cc

Ii Ii Ii

Ww Ww Ww





2. Rewrite the following sentence. Remember to use finger spaces.

Max saw a cop when he rode to the shop.



3. Practise the following patterns on your lined paper.

Remember to use a sharp pencil and try not to pick up your pencil when completing the pattern.




Important resources:



Week 11 English Phonics words:	Week 11 Afrikaans Phonics words:
Revision of week 3,4 & 5	
(See Thursday)	een (<i>one</i>)
	twee (<i>two</i>)
	drie (<i>three</i>)
	vier (<i>four</i>)
	vyf (<i>five</i>)

Important resources:



Number chart:

1	2	3	4	5	6	7	8	9	10
11	12	13	14	15	16	17	18	19	20
21	22	23	24	25	26	27	28	29	30
31	32	33	34	35	36	37	38	39	40
41	42	43	44	45	46	47	48	49	50
51	52	53	54	55	56	57	58	59	60
61	62	63	64	65	66	67	68	69	70
71	72	73	74	75	76	77	78	79	80
81	82	83	84	85	86	87	88	89	90
91	92	93	94	95	96	97	98	99	100

HAPPINESS is
seeing the
SMILE on a
child's **FACE** as
they **LEARN**



Just for fun!

Time to get creative! ☺

Our challenge for you:



DOODLE ART

Paper and drawing materials (markers, pencil crayons, crayons) are all you need for this activity. Simply draw some lines with a marker on paper and then fill in the blank spaces with different, bright colours. Or, you can take it one step further and find hidden monsters and critters in your drawings. Doodling is great because you never know what might develop.

